

# MaxMotion

## PERFORMANCE DATA SHEET

Meets or exceeds MEPS (Minimum Efficiency Performance Standards), as described by the US Department of Energy in docket 10CFR431 and Natural Resources Canada's Amendment 14

Catalogue #: **MPRP-154JH**

| HP  | kW   | Voltage | S.F. @ 60Hz | Efficiency | Power Factor | Frame | Design | L.R. Amps |
|-----|------|---------|-------------|------------|--------------|-------|--------|-----------|
| 1,5 | 1,12 | 575     | 1,15        | 86,7%      | 0,790        | 56J   | B      | 15        |

| 60 Hz |     |     |     |     |      |     |      |          |
|-------|-----|-----|-----|-----|------|-----|------|----------|
| FLA   |     |     |     |     |      |     | Code | F.L. RPM |
| 208   | 230 | 416 | 460 | 480 | 575  | 600 |      |          |
| /     | /   | /   | /   | /   | 1,65 | /   | L    | 1745     |

| 50 Hz |    |     |     |             |            |              |      |          |
|-------|----|-----|-----|-------------|------------|--------------|------|----------|
| HP    | kW | FLA |     | S.F. @ 50Hz | Efficiency | Power Factor | Code | F.L. RPM |
|       |    | 190 | 380 |             |            |              |      |          |
| /     | -  | /   | /   | /           | /          | /            | /    | /        |

| Wgt. Lbs | PH | Duty  | Insul. Class | Amb. | Elevation       | Temp. Rise° C |
|----------|----|-------|--------------|------|-----------------|---------------|
| 31       | 3  | Cont. | F            | 40°C | 1000M (3300 Ft) | 45            |

| % Efficiency |       | % Power Factor |      | Torque           |     | Winding Resist. Ω | Safe Cold Start (Secs) |
|--------------|-------|----------------|------|------------------|-----|-------------------|------------------------|
| Full Load:   | 86,7% | Full Load:     | 0,79 | Full Load Ft/Lbs | 4,5 |                   |                        |
| 3/4 Load:    | 86,9% | 3/4 Load:      | 0,71 | Locked Rotor %   | 353 |                   |                        |
| 1/2 Load:    | 85,0% | 1/2 Load:      | 0,57 | Break Down %     | 436 | 16,49             | 12                     |

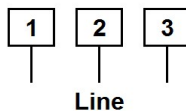
| Rotor Inertia Wk2 Lb-Ft2 | Max Load Inertia Wk2 Lb-Ft2 | Shaft Material | Frame Material | DE Bracket Type | ODE Bracket Type | Enclosure | NEMA Rating | Lead Wire Size |
|--------------------------|-----------------------------|----------------|----------------|-----------------|------------------|-----------|-------------|----------------|
| /                        | /                           | 304SS          | Rolled Steel   | Aluminium Alloy |                  | TEFC      | IP55        | 16AWG          |

| Ball Bearings |      | Grease          | Mount Type | Orientation | Paint | Sound Pressure @ 3FT | Sound Power |
|---------------|------|-----------------|------------|-------------|-------|----------------------|-------------|
| DE            | ODE  |                 |            |             |       |                      |             |
| 6205          | 6203 | Sealed Bearings | Rigid      | Horizontal  | Black | 61                   | /           |

| Inverter Duty.<br>Motor meets MG1 parts 31.4.4.2 | Constant Torque Range | Variable Torque Range | Constant HP RPM |
|--|-----------------------|-----------------------|-----------------|
|  | 10:1                  | 20:1                  | 2700            |

### WIRING CONNECTION DIAGRAM : D

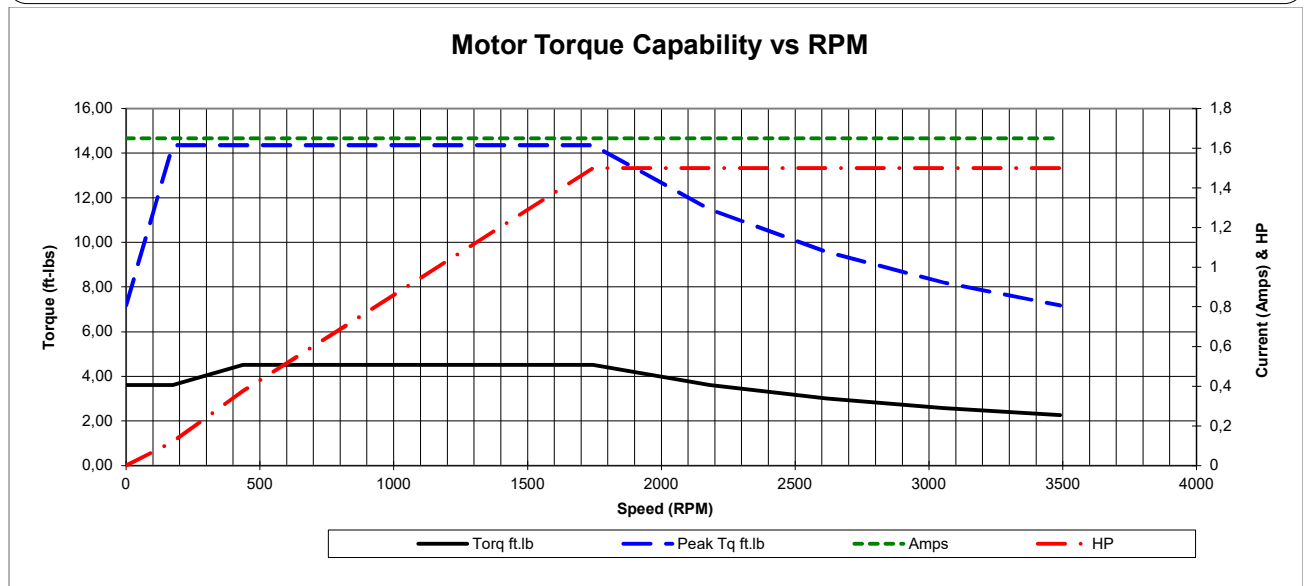
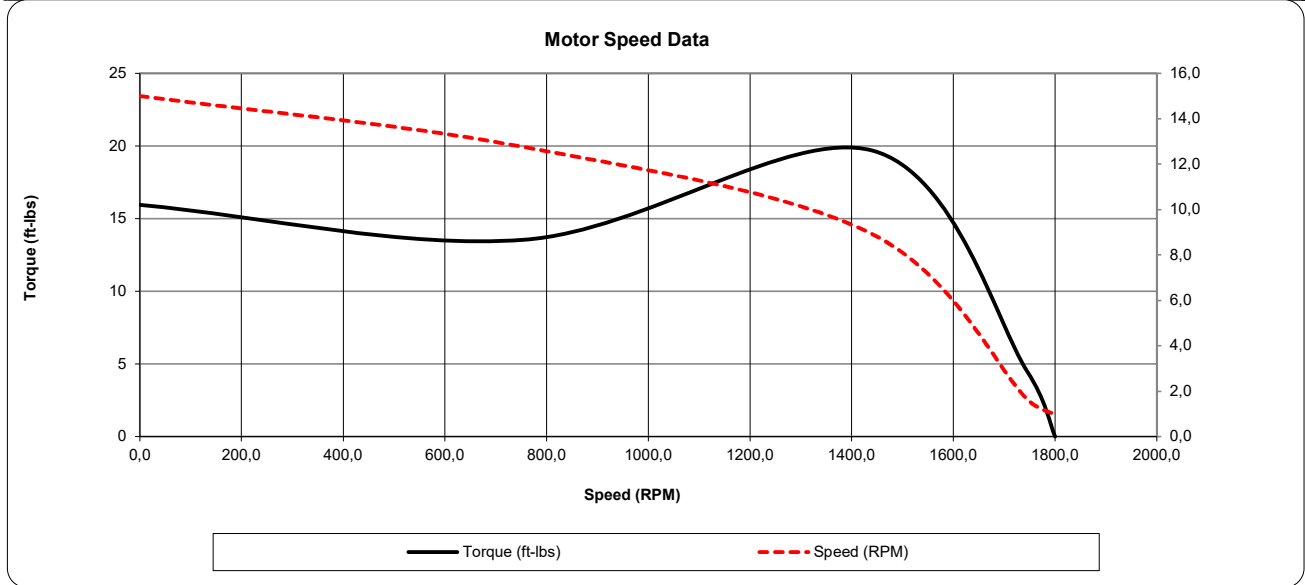
56C, Single Voltage, DOL, 3 Leads WYE Connection  
575 VAC 3 phase



Date: 2024-05-01  
 Customer: \_\_\_\_\_  
 Contact: \_\_\_\_\_  
 Submittee: J.C. Lavallée

Catalogue #: **MPRP-154JH**

| Meets or exceeds MEPS (Minimum Efficiency Performance Standards), as described by the US Department of Energy in docket 10CFR431 and Natural Resources Canada's Amendment 14 |              |         |           |            |           |   |         |                |                  |               |
|--|--------------|---------|-----------|------------|-----------|---|---------|----------------|------------------|---------------|
| HP   | VAC          | RPM     | Enclosure | Frame      | Frequency | Design                                      | Poles   | LR Code Letter | Insulation Class | Temp. Rise °C |
| 1,5  | 575          | 1745    | TEFC      | 56J        | 60        | B   | 4       | L              | F                | 45            |
|  | 0Hz          | 6Hz     | 15Hz      | 30Hz       | 45Hz      | 60Hz  | 75Hz    | 90Hz           | 105Hz            | 120Hz         |
| Amps   | 1,65         | 1,65    | 1,65      | 1,65       | 1,65      | 1,65  | 1,65    | 1,65           | 1,65             | 1,65          |
| RPM  | 0            | 174,5   | 436,25    | 872,5      | 1308,75   | 1745  | 2181,25 | 2617,5         | 3053,75          | 3490          |
| Torq ft.lb   | 3,61         | 3,61    | 4,51      | 4,51       | 4,51      | 4,51  | 3,61    | 3,01           | 2,58             | 2,26          |
| Peak Tq ft.lb  | 7,18         | 14,36   | 14,36     | 14,36      | 14,36     | 14,36                                       | 11,49   | 9,57           | 8,20             | 7,18          |
| HP   | 0            | 0,1     | 0,4       | 0,8        | 1,1       | 1,5   | 1,5     | 1,5            | 1,5              | 1,5           |
|  | Locked Rotor | Pull-Up | Breakdown | Rated Load | Idle      | Duty  | S. F.   | Ambient        | Elevation        | dBA @ 1M      |
| Speed (RPM)  | 0,0          | 756     | 1440      | 1745       | 1800      | Continuous                                  | 1,15    | 40°C           | 3,300 ft         | 61            |
| Current (Amps)   | 15,0         | 12,8    | 8,9       | 1,7        | 1,0       | <b>VFD Rating: Meets MG1 parts 31.4.4.2</b> |         |                |                  |               |
| Torque (ft-lbs)  | 15,9         | 13,5    | 19,7      | 4,5        | 0,0       | C.T.  | 10:1    | V.T.           | 20:1             |               |





Date: 2024-05-01  
 Customer: \_\_\_\_\_  
 Contact: \_\_\_\_\_  
 Submittee: J.C. Lavallée

Catalogue #: **MPRP-154JH**

**Meets or exceeds MEPS (Minimum Efficiency Performance Standards), as described by the US Department of Energy in docket 10CFR431 and Natural Resources Canada's Amendment 14**

| HP  | VAC | RPM  | Enclosure | Frame | Frequency | Design | Poles | LR Code Letter | Insulation Class | Temp. Rise °C |
|-----|-----|------|-----------|-------|-----------|--------|-------|----------------|------------------|---------------|
| 1,5 | 575 | 1745 | TEFC      | 56J   | 60        | B      | 4     | L              | F                | 45            |

| Load %      | 0%   | 25%     | 50%    | 75%     | 100%  | 125%    | 150%   |
|-------------|------|---------|--------|---------|-------|---------|--------|
| Amps        | 0,99 | 1,05    | 1,19   | 1,41    | 1,65  | 2,06    | 2,48   |
| Torq ft/lbs | 0    | 1,10    | 2,22   | 3,36    | 4,51  | 5,69    | 6,88   |
| RPM         | 0    | 1786,25 | 1772,5 | 1758,75 | 1745  | 1731,25 | 1717,5 |
| Eff         | 0    | 78,71   | 82,83  | 84,48   | 86,70 | 84,51   | 82,09  |
| PF          | 0    | 34,2    | 57     | 71      | 79,0  | 80,6    | 83,0   |

|                 | Locked Rotor | Pull-Up | Breakdown | Rated Load | Idle  | Duty  | S. F. | Ambient | Elevation | dBA @ 1M |
|-----------------|--------------|---------|-----------|------------|-------|---|-------|---------|-----------|----------|
| Speed (RPM)     | 0            | 756     | 1440      | 1745       | 1800  | Continuous                                  | 1,15  | 40°C    | 3,300 ft  | 61       |
| Current (Amps)  | 15           | 12,8    | 8,9       | 1,65       | 0,992 | <b>VFD Rating: Meets MG1 parts 31.4.4.2</b> |       |         |           |          |
| Torque (ft-lbs) | 15,94        | 13,55   | 19,68     | 4,51       | 0,0   | C.T.  | 10:1  | V.T.    | 20:1      |          |

